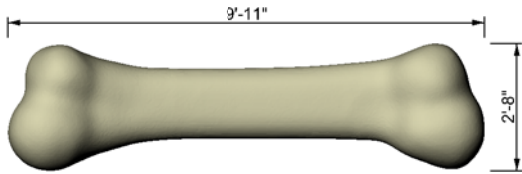
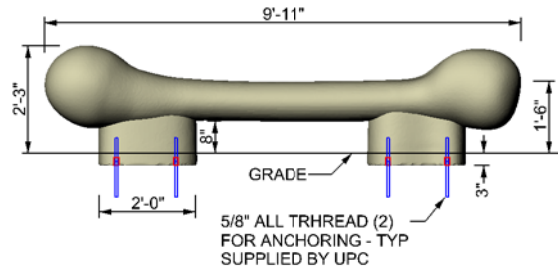


Dog Park Dogbone Bench

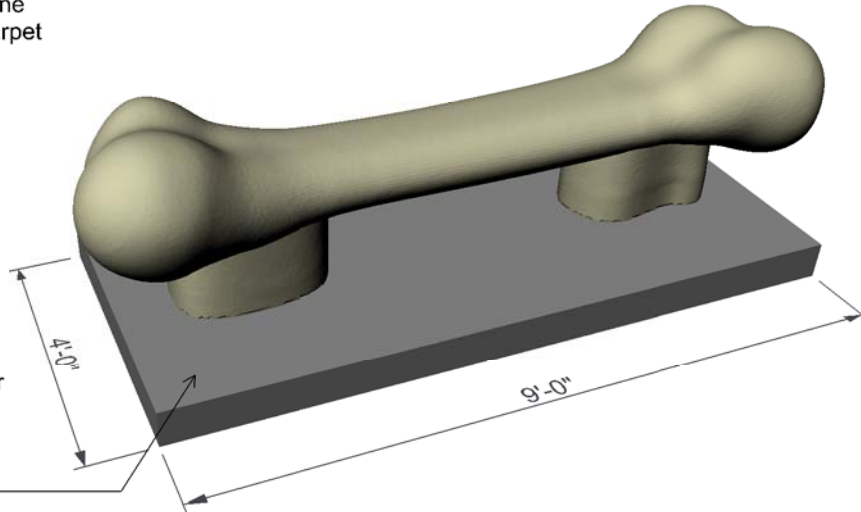


Plan View - Use Zone
Scale: 1/4" = 1'-0"



Elevation
Scale: 1/4" = 1'-0"

Install with Straps (2) around bone
Pad Straps with two layers of carpet
or other padded material
Install with Crane, Reachfork or
other suitable equipment
Weight is 2,200 lbs.



4' x 9' x 6" Concrete Pad under
part (NIC) Attach Bench with
qty. of four 5/8" threaded rod
epoxied into pad. Epoxy not
supplied.

Notes:

Material = Polyfibercrete
Quantity = 5
Finish/Texture = light sandblast
Concrete Color = natural gray
Stain = none
Sealer = Acrylic Concrete Sealer

Approved By:

Name Date

Rep: Kevin	Company: Miracle Playground Sales	Phone: 800-264-7225
Contractor: TBD	Project: Moorpark Dogpark	
Part Name: Dog Bone Bench	Part #: DBB11930	Weight: 2,200 lbs.
Plant: 530-243-6477	Date: 2-17-2010	Contact: Dan C Rev: 2-2010 Page: 1/1

UPC Parks
www.upcparks.com
530.605.2664